

September 2024

Market Review



Mixed Payrolls Picture

Selected Industries: 3-Month Avg. Job Gains



Source: Bloomberg. Past Performance does not guarantee future results.

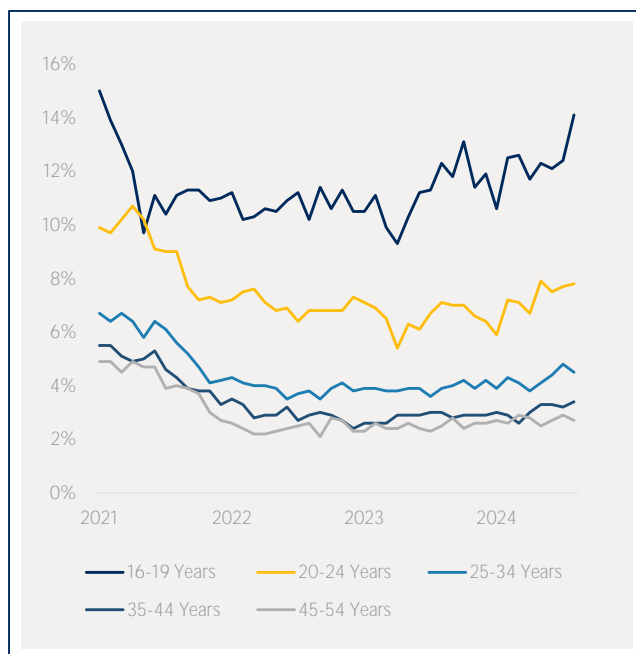
U.S. nonfarm payrolls grew by 142,000 in August, which was below the Bloomberg median estimate of 165,000. July's payrolls gain was downwardly revised by 25,000 to 89,000, while the originally reported gain of 118,000 in June was revised down by 61,000 to 118,000. On August 21, the Bureau of Labor Statistics estimated the U.S. economy added 818,000 (or 28%) fewer jobs from April 2023 through March 2024 than originally reported.

Construction employment (+34,000 in August) rose to a new all-time high of 8.28 million last month, while the manufacturing sector shed 24,000 jobs. The divergent trajectories of these two cyclical industries suggest resilient demand for new housing and non-office building corporate facilities has been partially offset by weak demand for finished goods both in the U.S. and abroad.

The disproportionate strength in healthcare and government job gains in recent years suggests the job market was perhaps not as overheated as some thought given both sectors are considered relatively insensitive to economic growth. Healthcare (17.7 million) and government (23.3 million) combine to account for roughly 26% of total U.S. payrolls. Local government jobs (14.9 million) make up 64% of total government payrolls.

Youth Employment Challenges

Unemployment Rate by Age Cohorts



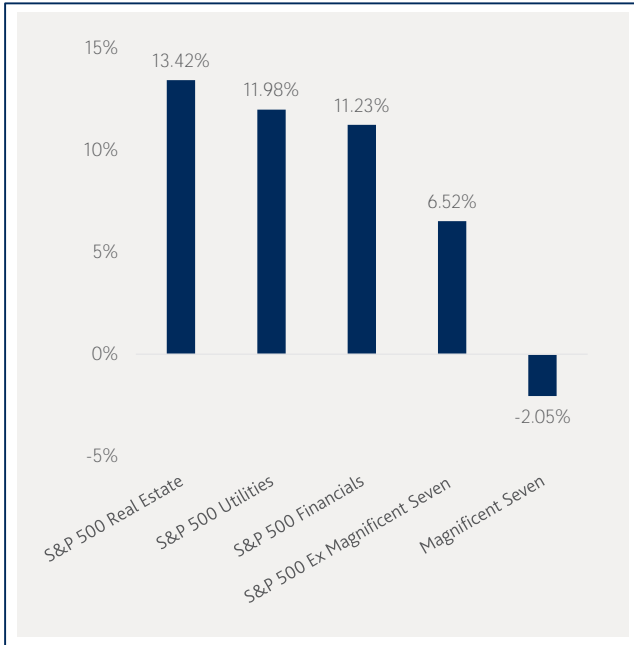
Source: Bloomberg. Past Performance does not guarantee future results.

The headline unemployment rate in the U.S. ticked lower to 4.2% in August from 4.3% in July, up from 3.8% one year ago and a cycle-low of 3.4% in April 2023. Over the last year-and-a-half, labor force participants under the age of 24 have experienced the sharpest rise in unemployment. Some of this might be related to employers prioritizing retaining seasoned staff over hiring inexperienced college graduates.

Individuals in the domestic labor force between the ages of 16 and 24 could also be facing increasing competition from immigrants for unskilled jobs. During the first two years of the pandemic, teenage workers were in particularly high demand to fill labor shortages throughout the service industry amid immigration restrictions and elevated industry turnover.

The expected beginning of the Federal Reserve's rate-cutting cycle on September 18 along with the completion of the U.S. presidential and congressional elections in early November could reduce business uncertainty and create the conditions for an improved hiring environment heading into 2025.

Equity Market Rotation
Two Month Return July & August



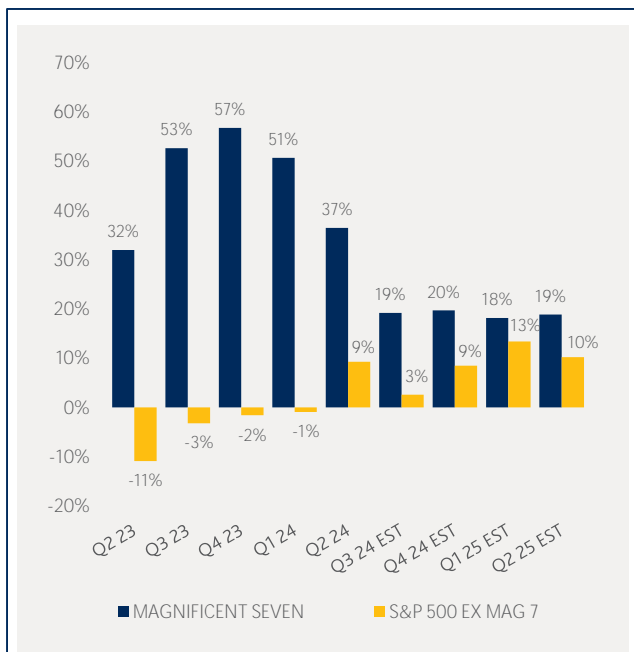
Source: Bloomberg. Past Performance does not guarantee future results.

August began with the equity market extending its largest pullback of the year. The S&P 500 index fell over 6% during the first three trading days of the month, extending its drawdown from July 16 through August 5 to 8.4%. Meanwhile, the technology-heavy Nasdaq index and Magnificent Seven stocks fell into correction territory with drawdowns of 13.1% and 17.1%, respectively.

The selloff was triggered by July's disappointing employment and PMI Manufacturing reports raising concerns about a weaker economy. Technical factors amplified the decline, including the abrupt unwinding of yen carry trade positions. The market quickly rebounded as investors were comforted by solid second quarter corporate earnings and expectations for a Fed rate cut in September.

The market rotation away from the Magnificent Seven stocks continued from July with the S&P 500 Ex Magnificent Seven index gaining 6.52% over the last two months, 8.57% stronger than the Magnificent Seven stocks' 2.05% decline. Interest rate sensitive sectors including real estate, utilities, and financials were among the top rotation beneficiaries as each sector gained over 11% during the last two months. Defensive sectors including consumer staples and health care also posted strong returns in August above 5%.

Improving Earnings Breadth
Earnings Growth YoY



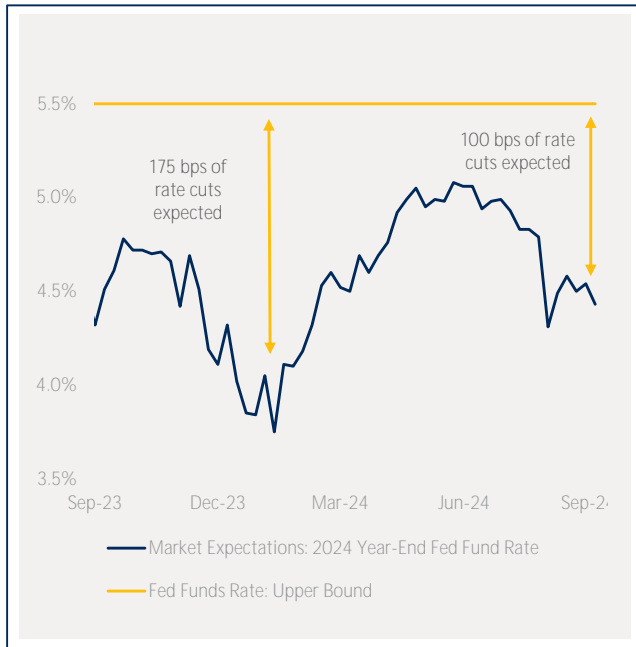
Source: Bloomberg. Past Performance does not guarantee future results. Analyst projections Q3 2024 to Q2 2025. Magnificent Seven: Apple (AAPL), Microsoft (MSFT), Alphabet (GOOGL), Amazon (AMZN), Nvidia (NVDA), Meta Platforms (META), and Tesla (TSLA)

The S&P 500's second quarter earnings were stronger than expected with 13.97% growth that exceeded analysts' forecast for 8.34% growth. The index is becoming less dependent on the Magnificent Seven stocks as their earnings growth moderates and other areas of the index rebound. The S&P 500 ex-Magnificent Seven's 9.34% earnings increase, more than double the 4.04% analyst projection, was the first quarter with positive growth since the fourth quarter of 2022.

Cost cuts and lower inflation helped the S&P 500 operating margin grow 0.53% year over year to 15.01%. This was the second consecutive quarter with positive growth following six quarters of margin contraction largely due to inflation pressures.

S&P 500 revenue growth is also on pace to exceed analysts' projection with 5.83% growth versus the 4.56% analyst forecast. Sales growth is being led by the technology, energy, and health care sectors, with each posting growth around 8% or more in the period. Materials was the only sector with a sales decline

100 bps of Fed Cuts Priced in 2024
Fed Policy Rate and Year-End Expectations



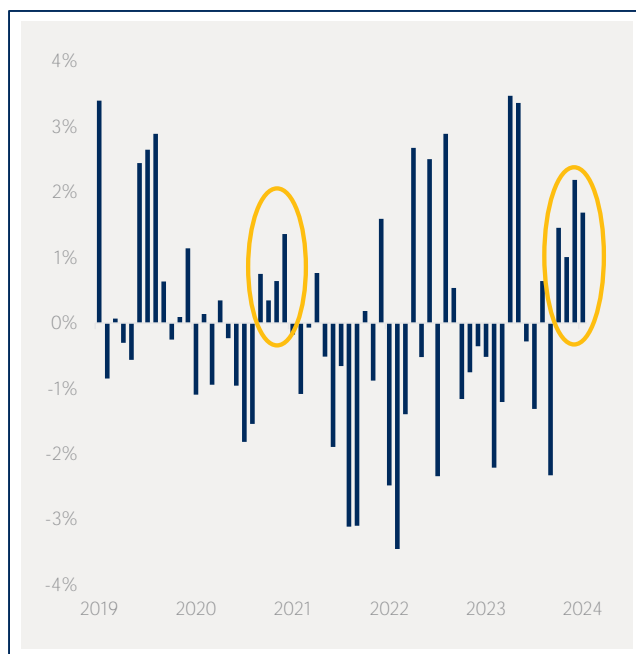
Source: Bloomberg. Past Performance does not guarantee future results.

At his Jackson Hole keynote speech on August 22, Fed Chair Powell confirmed the expectations of most market participants when he said, “the time has come for policy to adjust” as the “upside risks to inflation have diminished... and the downside risks to employment have increased.” In the first eight months of the year, the unemployment has increased from 3.7% to 4.2%, while the annual core consumer price index has cooled from 3.9% to 3.2%.

As of the first week of September, fed fund futures pricing suggested Fed policymakers would cut their benchmark rate by 1% over the next three months and by another 1% -1.5% in 2025. This marks a significant change from market-based expectations in May and June for less than 0.50% of rate cuts in 2024.

The pace of Fed rate cuts will likely depend on the trajectory of labor market data over the next several months as Fed officials have shifted their focus from the “price stability” part of their dual mandate to “maximum employment.”

Treasuries Display Relative Strength
Bloomberg U.S. Treasury Index Monthly Returns



Source: Morningstar. Past Performance does not guarantee future results.

The broad U.S. Treasury market recorded its fourth consecutive monthly gain in August, the longest stretch of positive monthly returns in over 3 years. Since peaking in late April near 4.7%, 10-year Treasury yields have been driven lower over the last five months by tamer inflation, a normalizing job market, and building expectations for Fed rate cuts.

Yields on both the 2-year and 10-year notes fell below 3.7% in the first week of September as markets have priced 100 basis points of Fed rate cuts by the end of 2024 and another 100 basis points of cuts in 2025.

From the end of the first quarter through September 10, the Bloomberg U.S. Treasury Index (+5.50%) has outperformed the S&P 500 (+5.23%), the Nasdaq (+4.29%), the Russell 2000 (-0.71%), and the MSCI ACWI excluding U.S. Index (+2.99%). The strong relative returns of high-quality bonds during the most recent bout of equity market weakness from mid-July through early August helped limit drawdowns in diversified portfolios during this period.

IMPORTANT DISCLOSURE INFORMATION

This report was prepared by Mainstreet Investment Advisors, LLC ("Mainstreet"), a federally registered investment adviser under the Investment Advisers Act of 1940. Registration as an investment adviser does not constitute an endorsement of Mainstreet by the SEC nor does it indicate that Mainstreet has attained a particular level of skill or ability. The MainStreet Advisors' professionals may provide oral or written market commentary or advisory strategies to clients that reflect opinions that are contrary to the opinions expressed herein or the opinions expressed in research reports issued by MainStreet Advisors' Investment Committee and may make investment decisions that are inconsistent with the views expressed herein. Opinions expressed are only our current opinions or our opinions on the posting date. We and our affiliates, officers, directors, and employees may from time to time have long or short positions in, and buy or sell, the securities, if any, referred to in this report. Information and opinions herein are as of the publication date and are subject to change without notice based on market and other conditions.

The material herein was prepared from sources believed to be reliable, however, no assurances can be made. The prices shown are as of the close of business as indicated in this document. Actual results could differ materially from those described. The securities and financial instruments described in this document may not be suitable for you, and not all strategies are appropriate at all times. The specific securities identified are shown for illustrative purposes only and should not be considered a recommendation by MainStreet Advisors. It should not be assumed that investments in these securities were or will be profitable. Index performance used throughout this report is intended to illustrate historical market trends and is provided solely as representative of the general market performance for the same period of time. Indices are unmanaged, may not include the reinvestment of income or short positions, and do not incur investment management fees. An investor is unable to invest in an index. Any graph, data, or information is considered reliably sourced and for educational purposes only, but no representation is made that it is accurate or complete and should not be relied upon as such or used to predict security prices or market levels. Any suggestion of cause and effect or of the predictability of economic or investment cycles is unintentional.

This Market Review/Quarterly Market Insights may contain forward-looking statements which may or may not be accurate over the long term. These forward-looking statements are identified as any statement that does not relate strictly to historical or current facts. In particular, statements, express or implied, concerning future actions, conditions or events, future operating results or the ability to generate revenues, income or cash flow or to make distributions or pay dividends are forward-looking statements. Do not place undue reliance on forward-looking statements; actual results could differ materially from those described and are not guarantees of performance. They involve risks, uncertainties and assumptions. This report may include candid statements and observations regarding investment strategies, asset allocation, individual securities, and economic and market conditions; however, there is no guarantee that the statements, opinions, or forecasts will prove to be correct.

The material included herein was prepared or is distributed solely for information purposes; is not a solicitation or an offer to buy/sell any security or instrument, to participate in any trading strategy or to offer advisory services by MainStreet Advisors; is not intended to be used as a general guide to investing or as a source of any specific investment recommendations; makes no implied or express recommendations concerning the manner in which any client's account should or would be handled; and should not be relied on for accounting, tax or legal advice. Appropriate investment strategies depend upon the client's investment objectives. The portfolio risk management process and the process of building efficient portfolios includes an effort to monitor and manage risk but should not be confused with or does not imply low or no risk. This report should only be considered as a tool in any investment decision matrix and should not be used by itself to make investment decisions.

There are risks involved with investing including possible loss of principal and the value of investments and the income derived from them can fluctuate. The price of equity securities may rise or fall because of changes in the broad market or changes in a company's financial condition. Diversification does not guarantee investment returns and does not eliminate the risk of loss. Investing for short periods may make losses more likely. Future returns are not guaranteed. Past performance is not indicative of future results, which may vary. Investors are urged to consult with their financial advisors before buying or selling any securities.